



CENTRAL JERSEY
COLLEGE PREP
CHARTER SCHOOL

Welcome to Kindergarten at CJCP!

Please clearly **label** your child's jackets, sweaters, backpack, lunchbox and drink container with your child's **first and last name**. Teachers will not be responsible for locating misplaced clothing. Please have your children leave any non-educational materials (dolls, toys, stuffed animals, jewelry, makeup, etc.) at home. These items are a distraction and can be easily lost or stolen.

Students will not be sharing any materials in the classroom in order to ensure everyone's safety and health. Students will only be using what is provided to them by you, including tissues. Please look over the attached supply list carefully. We highly suggest that all items are brought in at once to reduce the amount of back and forth transmission to the classroom. All of the supply list items should be labeled with your child's first and last name using a Sharpie marker or permanent marker.

Every day, your child should bring:

- A labeled **backpack** that is big enough to fit a lunchbox and a folder (no wheeled backpacks)
- A labeled, *reusable* **lunch box**
- A labeled, *reusable*, **plastic drink container** (for water only)
 - Please do not have your child bring a glass or stainless steel water bottle as they are very heavy and/or dangerous for the children to carry in school.
- **One change of clothes** to be left inside his or her backpack, including:
 - One of each of the following: Underwear, shirt, pants, socks, shoes
- **Extra clean masks** to be left inside his or her backpack (please put in a clean Ziploc bag)

Please see the attached kindergarten supply checklist and purchase the items before the first day of school. When sending the items to the classroom, please put all the items in large bags with the following label attached. This helps ensure the items are given to the correct child and teacher.

These supplies belong to _____.


















(child's first and last name)

Please deliver to (circle): Ms. Shaffery Mrs. Sarlo Ms. Veneziano

Ms. Matthew Mrs. Fish

CJCP Kindergarten Supply Checklist

Please **label** all supplies with your **child's first and last name** using a Sharpie or permanent marker.

<p>1 plastic pencil box (with snap closure)</p> 	<p>3 boxes (24 pack) of Crayola crayons</p> 	<p>1 pack of Ticonderoga soft pencil sharpened, 30 count</p> 	<p>1 pencil sharpener (small, 2 holes)</p> 
<p>2 packs of Elmer's purple jumbo glue sticks, 6 total</p> 	<p>3 Paper Mate pink erasers</p> 	<p>1 child-size pair of blunt tip scissors</p> 	<p>4 fine point, black dry erase markers (no colors please!)</p> 
<p>2 plastic folders (only PLASTIC please!)</p> 	<p>1 primary journal (blank space and lines)</p> 	<p>1 pair of earbuds (no headphones)</p> 	<p>1 white binder with clear pockets (1 inch)</p> 
<p>1 pack of baby wipes</p> 	<p>1 large bottle of Purell hand sanitizer</p> 	<p>2 small boxes of tissues</p> 	<p>Plastic 5 tab dividers with pockets (1 set)</p> 
<p>1 coloring book (to be left at school)</p> 	<p>Please have the following prepared for the first day of school:</p> <ul style="list-style-type: none"> <input type="checkbox"/> Please open the packaging and put the following inside the pencil box: <ul style="list-style-type: none"> <input type="checkbox"/> 1 box of crayons <input type="checkbox"/> 1 glue stick <input type="checkbox"/> 1 dry erase marker <input type="checkbox"/> 5 pencils, 1 eraser, and the pencil sharpener <input type="checkbox"/> 1 pair of scissors <input type="checkbox"/> Any remaining supplies can be stored inside your child's desk. 		

Parent Tips:

How can I prepare my child for the classroom this year?

As you know, this year will look very different. If you are wondering what you can do to prepare your child for being in the classroom, here are some tips to make the school year begin as safe as possible:



- Be sure your child can wash his or her hands on his or her own, correctly, to keep us all safe. Here is a great video link to make it fun.

[Jack Hartmann Wash Your Hands Rap Video](#)



- Have your child practice wearing a mask, increasing the time he or she keeps it on. Your child should also be able to take the mask off and on independently.



- Teach your child to blow his or her own nose, dispose of the tissue and then wash his or her hands.



- Send your child to school in shoes with **VELCRO**, not laces OR be sure your child can tie his or her own shoe laces.

- Your child should be able to go to the bathroom by his or herself, including being able to button and zipper clothing. Also, have him or her practice changing clothes independently because accidents do happen!



- Have your child practice putting his or her things (folder, lunchbox, etc...) in his or her backpack and then fastening and unfastening backpack hooks, latches and zippers. Please do not hang toys and keychains off your child's backpack so others do not want to touch and play with them.

- Have your child practice opening different kinds of snack containers independently (lunch and snack). Be sure your child can also open and close his or her water bottle.





CENTRAL JERSEY
COLLEGE PREP
CHARTER SCHOOL

What Your Child Should Know Before Entering Kindergarten

Academically, your child should be able to.....

1. State his or her first and last name when asked.
2. Write his or her first and last name with first letter uppercase and remaining letters lowercase.
3. Use appropriate three-finger grasp when using writing instruments (pencils, crayons, and scissors).
4. Count to at least twenty and tell what number comes before or after a given number to 20.
5. Know all the letters in his or her first and last name.
6. Identify basic geometric shapes (triangle, circle, square, rectangle, oval, star, diamond, and heart)
7. Know basic colors (red, blue, green, yellow, orange, purple, black, white, brown, pink)
8. Identify numerals 1-10 in random order.
9. Make most letter/sound matches, for example: Match the letter "a" to the /a/ sound made in apple
10. Identify most uppercase and lowercase letters.
11. Use his or her finger to accurately touch count items to ten.
12. Know concepts of print (front and back of the book, which page comes first, track words left to right).
13. Be able to rhyme words.
14. Retell simple stories in the correct sequence.
15. When given a word ("man") and a new beginning sound (/f/), create the familiar word ("fan").

Socially, your child should be able to...

1. Adjust his or her own clothing before and after using the restroom.
2. Use the restroom independently (Flush, clean the seat, and wash hands with soap without a reminder)
3. Take off and put on outer clothing (including buttoning and zipping of jackets and coats).
4. Sit nicely and listen to a story for 5-10 minutes.
5. Clean up after himself or herself.
6. Share materials and toys respectfully with other children.
7. Attend kindergarten with a positive attitude.
8. Be confident and ready to independently join the class.
9. Be able to listen and follow 2-3 step directions.
10. Be able to solve problems with a positive attitude.

Help prepare your child by...

1. Going to interesting places such as the beach, park, zoo, airport, farm, or lake.
 - a. Example: Use car rides to play "I Spy". This encourages children to identify shapes, colors, and helps develop their vocabulary in fun ways.
2. Encouraging your child to observe and talk about his or her experiences, as conversations with adults who care enrich a child's vocabulary and understanding of the world.
3. Making eye contact with your child while listening to your child speak, showing your child that you value what he or she says and teaching him or her to make eye contact with others when listening.
4. Exposing your child to many kinds of literature by reading to him or her frequently.
5. Praising and encouraging your child's efforts and curiosity, knowing that from mistakes come learning and confidence. Criticism can discourage children from trying new things and lower self confidence